

NEW



CROMA

cutting machine



TOMI SERIES


This new range of hot wire CNC cutting machines has been designed to meet all the needs of our customers. From occasional to intensive use, it will suit any work environment. The reinforced steel and aluminum structure can support all the necessary options and the endless screw guiding the movements of the arms offers the best precision on the market.

ADVANTAGES

- › No frame: Easy access for loading and unloading
- › High precision with worm gear guide
- › Optimized cutting speed
- › 800 mm wire extension included
- › Integrated computer
- › Ergonomic
- › Speed adjustment and wire detection



TECHNICAL DATA



Wire extension



Reinforced arm

TECHNOLOGY

- 4 to 5 axis

ENGINES

- Stepper motor

MAXIMUM SPEED

- 3.2 m / min

ACCURACY

- ± 1 mm

RESOLUTION

- 0.1 mm

REPEATABILITY

- 0.05 mm

CUTTING WIRE

- Nickel / Chrome base, delivered with 5 spare wires
- Ø 0.3 mm

NUMBER OF WIRES

- Up to 20 cutting wires (option)

CUTTING TABLE

- Reinforced

GUIDANCE

- Linear ball bearing

STRUCTURE

- Steel & aluminum

HEATING

- External potentiometer

WIRE EXTENSION

- Up to 800 mm

SOFTWARE

- FAOMA and Croma Output

IMPORT FILES

- .PLT .DXF .STL

INTERFACE

- Windows 10

CONDITIONS OF USE

- 0 ° C to 50 ° C

CONNECTION

- RJ 45, 2 ethernet cards

POWER SUPPLY

- 230 VAC or 115VAC

EXAMPLES OF MODELS

Cutting capacities	110	113	210	310	311	313	411	414
X (Horizontal movement - mm)	1050	1050	2050	3050	3050	3050	4050	4050
Y (Vertical stroke - mm)	1500	1500	1500	1500	1500	1500	1500	1500
Z (Working length of the wire - mm)	650	3750	2050	650	1250	3050	1250	4050

*Y available in 2500mm and 3500mm

Feel free to **contact us** for specific requests or for more information.

Video demo on the following link from our Youtube channel:

CROMA - 2, rue des Primevères F85480 BOURNEZEAU France - Tel +33 251 400 468 - www.croma-foamcutter.com

SAS au capital de 302 000 € - RCS : La Roche-sur-Yon - VAT FR 36353851934 - NAF 7112 B

sales@croma-foamcutter.com

CROMA · TOMI SERIES

OPTIONS

SPEED ADJUSTMENT AFTER STARTING

- INCLUDED -



Very convenient to adapt the cutting speed according to the material you are working with. This feature enables adjusting the initial movement of the wire by +/- 50%

REMOTE CONTROL

- INCLUDED -



Manual control of many features, such as:
Speed setting (slow / fast).
Turntable driving (in both directions).
Start, pause or stop the cutting.
Bring your wire to different definite positions, stored in the machine.

AUTOMATIC TURNTABLE



CROMA's turntable until \varnothing 1150 mm allows you to produce 3D objects easily and automatically.
Heavy duty option: until \varnothing 1500 mm with a pneumatic system.

MULTIRADIUS SOFTWARE



Ideal to create parts made of variable radii, especially in the building industry: arches, reservations, concrete molds, etc.


WIRE EXTENSION SYSTEM

- INCLUDED -



This system allows the wire to extend up to 800 mm, offering the ability to cut angles over 45° and to make technical parts with a higher accuracy. It can be associated with the Stratoconcept software.

AUTOMATIC WIRE POSITIONING




Set the distance between each wire in the program, and the automat will display them with great accuracy. Combined with a conveyor, this is the perfect feature to produce mass productions of sheets and panels.

MULTIWIRE HARP



Up to 20 cutting wires at once. This option increases and multiplies the cutting productivity, reducing the production cost.

STRATOCONCEPT SOFTWARE



Use your machine as a 3D printer: Create prototypes and oversized objects in multiple layers, quickly and easily from your 3D file. With this technology, complex shapes and sharp angles can be done.



Computer - INCLUDED -

This ergonomic cabinet includes the electronics, a compartment for the computer, The computer is included

HORIZONTAL LATHE



The horizontal lathe is the ideal tool for making all types of columns or oversized objects, like an egg or a surfboard.

MATERIAL HOLDING SYSTEM




This device helps holding the thin panels vertically on the machine bed. Display as much sheets as possible on the edge, and start cutting to reach a great productivity.

ARCHITECTURAL PROFILES DATABASE



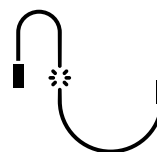
Database of more than 1 500 moldings and architectural profiles. Our designers have gathered an extensive collection of profiles ready to use.

SHAPEABLE FLAT WIRE TOOL



The \varnothing 0.3 mm round wire is replaced by a flat wire, or by a thicker round one \varnothing 0.9 mm. This thick wire can be shaped by hand with or without template, and it can take any form.

DETECTION OF WIRES BREAKAGE



If the Wire breaks during the cutting process, the software detects the defect and automatically pauses the machine, so you can either change the wire or bring it back to its starting position.

LOADING - UNLOADING OPTIONS



Conveyors, self-supporting wheels, side rollers... Ask us for the most appropriate solution to your needs.

TURNKEY SOLUTIONS, CONTROL & SAFETY



Light barriers, machine enclosure, smoke aspiration, safety laser scanner... Many solutions exist, let's talk about your needs.

Feel free to **contact us** for specific requests or for more information.